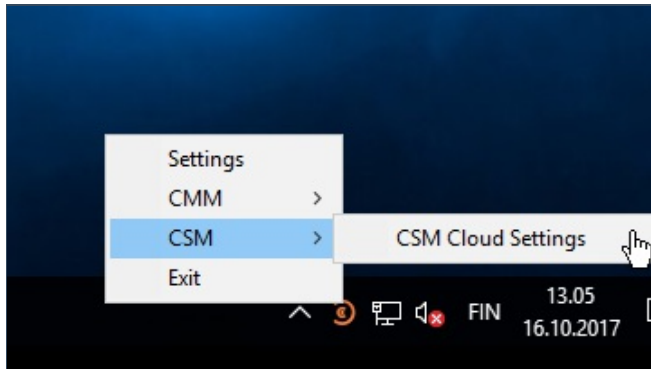


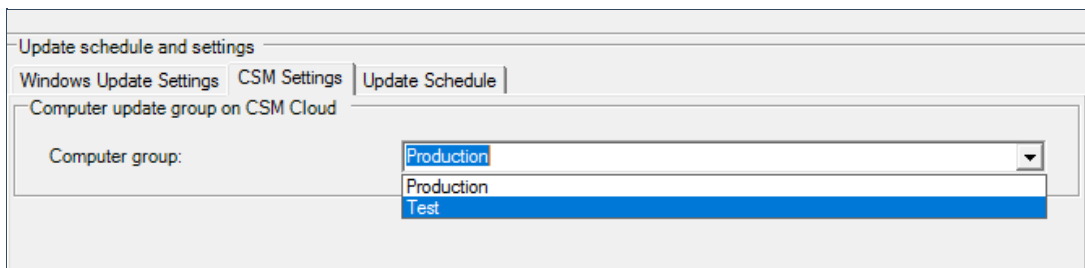
CSM for Servers - Managing settings

Last Modified on 16/10/2017 2:02 pm EEST

1. When CSM for Servers is properly installed the settings can be opened by clicking on system tray.



2. These are the default group settings which client retrieves. The settings can be defined as you like for individual servers.



The following settings can be modified per server.

- Windows update client mode:
 - 2 = Notify before download
 - 3 = Automatically download and notify of installation
 - 4 = Automatically download and schedule installation. (Only valid if values exist for SecheduleInstallDay and ScheduleInstallTime.)
 - 5 = Automatic Updates is required and users can configure it.
- No auto reboot with logged on users:
 - 0 = Automatic updates notifies the user that the computer will restart in 15 minutes.
 - 1 = Logged-on user can decide whether to restart the client computer or

not.


- Elevate non admins
 - 0 = Only members of the **administrators** security group can approve or disapprove updates.
 - 1 = All the members of the **users** security group can approve or disapprove updates.
- Auto install minor updates
 - 0 = Treat minor updates like any other updates.
 - 1 = Silently install minor updates.
- Disable windows update access
 - 0 = Enable access to Windows Update.
 - 1 = Disable access to Windows Update.
- Reboot relaunch timeout
 - Range between 1 - 1400 minutes. Time between prompts for a scheduled restart.
- Detection frequency
 - Range between 1 - 22 hours. Time between update detection cycles.
- Reboot warning timeout
 - Range between 1 - 30 minutes. Length in minutes of restart warning countdown after updates have been installed that have a deadline or scheduled updates.

CSM Cloud Settings

Product activation

Hostname: **WIN-VH6AJ6KRVJ0** Registered to: **Centro Oy**

Product key: **[REDACTED]** (OK)



Update schedule and settings

Windows Update Settings | CSM Settings | Update Schedule

Windows update settings


Windows update server	<input type="text" value="https://wsus.csm.fi"/>
Windows update status server	<input type="text" value="https://wsus.csm.fi"/>
Accept trusted publisher certs	<input type="text" value="1"/>
Windows update client mode	<input type="text" value="3"/>
No auto reboot with logged on users	<input type="text" value="1"/>
Elevate non admins	<input type="text" value="1"/>
Auto install minor updates	<input type="text" value="0"/>
Disable windows update access	<input type="text" value="0"/>
Reboot relaunch timeout	<input type="text" value="60"/>
Detection frequency	<input type="text" value="8"/>
Reboot warning timeout	<input type="text" value="30"/>

Apply Close

3. Updates can be scheduled by using server groups or individually modifying per server.

✕
CSM Cloud Settings

Product activation
 Hostname: **WIN-VH6AJ6KRVJ0** Registered to: **Centro Oy**
 Product key: XXXXXXXXXXXXXXXXXXXXXXXXXXXX **(OK)**



Update schedule and settings
Windows Update Settings | CSM Settings | Update Schedule

Information about installation start schedule

Updates will be downloaded all the time by the windows update service but it will not install them. You can select months, monthdays, weekdays and hours when update installation is allowed to start. It will be executed once per one hour time slot.

Create schedule filters and check 'Next installation start times' view.

Next installation start times
 18.10.2017 0.00.00
 18.10.2017 1.00.00
 18.10.2017 2.00.00
 23.10.2017 0.00.00
 23.10.2017 1.00.00
 23.10.2017 2.00.00
 25.10.2017 0.00.00
 25.10.2017 1.00.00
 25.10.2017 2.00.00
 30.10.2017 0.00.00

Months
 All Select

Jan	Feb	Mar	Apr	May	Jun	Jul	Aug	Sep	Oct	Nov	Dec
<input checked="" type="checkbox"/> 1	<input checked="" type="checkbox"/> 2	<input checked="" type="checkbox"/> 3	<input checked="" type="checkbox"/> 4	<input checked="" type="checkbox"/> 5	<input checked="" type="checkbox"/> 6	<input checked="" type="checkbox"/> 7	<input checked="" type="checkbox"/> 8	<input checked="" type="checkbox"/> 9	<input checked="" type="checkbox"/> 10	<input checked="" type="checkbox"/> 11	<input checked="" type="checkbox"/> 12

Monthdays
 All Select

<input checked="" type="checkbox"/> 1	<input checked="" type="checkbox"/> 2	<input checked="" type="checkbox"/> 3	<input checked="" type="checkbox"/> 4	<input checked="" type="checkbox"/> 5	<input checked="" type="checkbox"/> 6	<input checked="" type="checkbox"/> 7	<input checked="" type="checkbox"/> 8	<input checked="" type="checkbox"/> 9	<input checked="" type="checkbox"/> 10	<input checked="" type="checkbox"/> 11	<input checked="" type="checkbox"/> 12
<input checked="" type="checkbox"/> 13	<input checked="" type="checkbox"/> 14	<input checked="" type="checkbox"/> 15	<input checked="" type="checkbox"/> 16	<input checked="" type="checkbox"/> 17	<input checked="" type="checkbox"/> 18	<input checked="" type="checkbox"/> 19	<input checked="" type="checkbox"/> 20	<input checked="" type="checkbox"/> 21	<input checked="" type="checkbox"/> 22	<input checked="" type="checkbox"/> 23	<input checked="" type="checkbox"/> 24
<input checked="" type="checkbox"/> 25	<input checked="" type="checkbox"/> 26	<input checked="" type="checkbox"/> 27	<input checked="" type="checkbox"/> 28	<input checked="" type="checkbox"/> 29	<input checked="" type="checkbox"/> 30	<input checked="" type="checkbox"/> 31					

Weekdays
 All Select

Mon	Tue	Wed	Thu	Fri	Sat	Sun
<input checked="" type="checkbox"/> 1	<input type="checkbox"/> 2	<input checked="" type="checkbox"/> 3	<input type="checkbox"/> 4	<input type="checkbox"/> 5	<input type="checkbox"/> 6	<input type="checkbox"/> 7

Hours
 All Select

<input checked="" type="checkbox"/> 0	<input checked="" type="checkbox"/> 1	<input checked="" type="checkbox"/> 2	<input type="checkbox"/> 3	<input type="checkbox"/> 4	<input type="checkbox"/> 5	<input type="checkbox"/> 6	<input type="checkbox"/> 7	<input type="checkbox"/> 8	<input type="checkbox"/> 9	<input type="checkbox"/> 10	<input type="checkbox"/> 11
<input type="checkbox"/> 12	<input type="checkbox"/> 13	<input type="checkbox"/> 14	<input type="checkbox"/> 15	<input type="checkbox"/> 16	<input type="checkbox"/> 17	<input type="checkbox"/> 18	<input type="checkbox"/> 19	<input type="checkbox"/> 20	<input type="checkbox"/> 21	<input type="checkbox"/> 22	<input type="checkbox"/> 23

Apply
Close