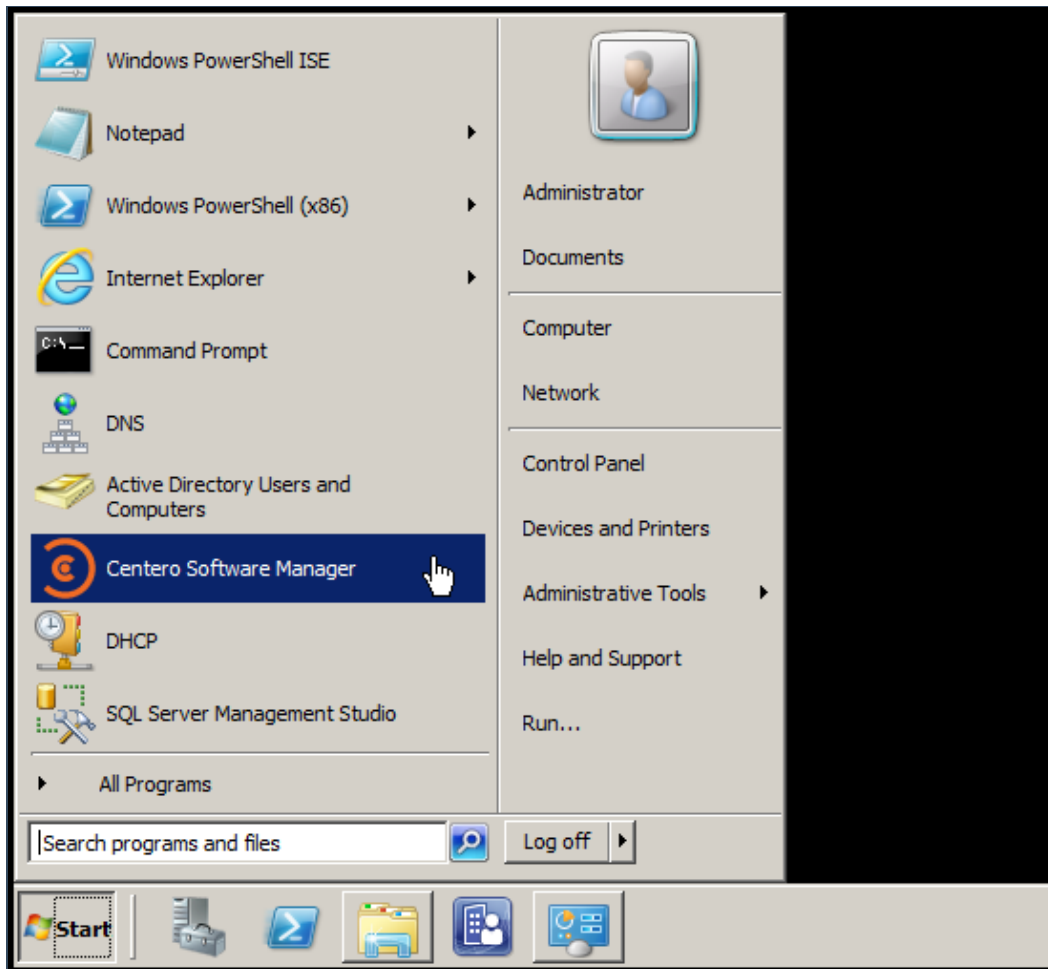


CSM for WSUS - How to upgrade CSM

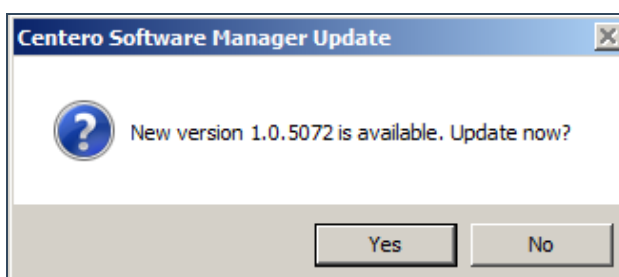
Last Modified on 16/10/2017 3:09 pm EEST

Centero announces all the version updates of CSM. Updating is a semi-automatic task but it requires a few actions on server.

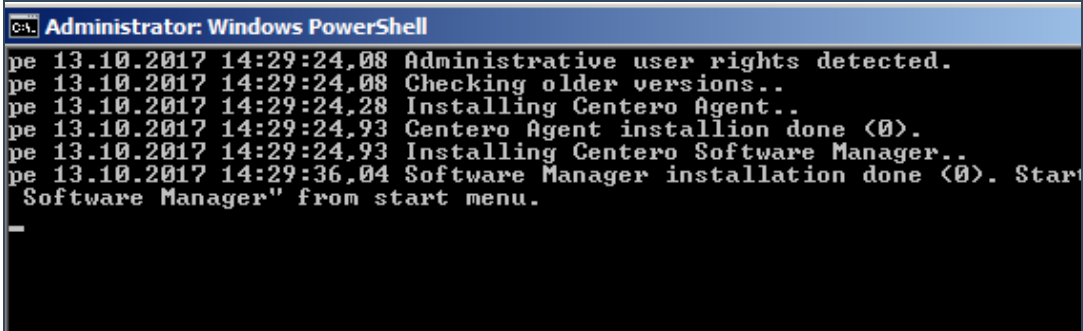
1. Launch **Centero Software Manager**.



2. You will be prompted to update CSM. Select **Yes**.



3. Command prompt will let you know when the upgrade is done.



```
Administrator: Windows PowerShell
pe 13.10.2017 14:29:24,08 Administrative user rights detected.
pe 13.10.2017 14:29:24,08 Checking older versions..
pe 13.10.2017 14:29:24,28 Installing Centero Agent..
pe 13.10.2017 14:29:24,93 Centero Agent installion done (0).
pe 13.10.2017 14:29:24,93 Installing Centero Software Manager..
pe 13.10.2017 14:29:36,04 Software Manager installation done (0). Start
  Software Manager" from start menu.
-
```