

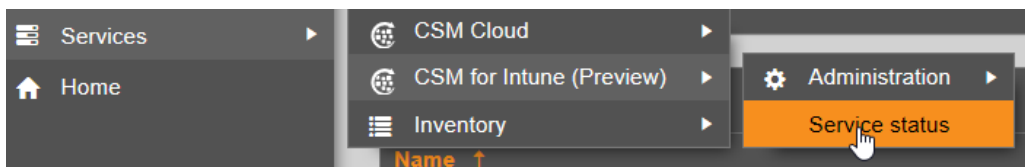
Software MANAGER

Ap
Az
Last M

M for Intune to access
Directory and Intune

If you do not have a Global Administrator role assigned and someone else will consent the applications on your behalf, please follow these [instructions](#) instead.

1. Go to <https://preview.portal.centero.fi> and then navigate to Services -> CSM for Intune -> Service Status.



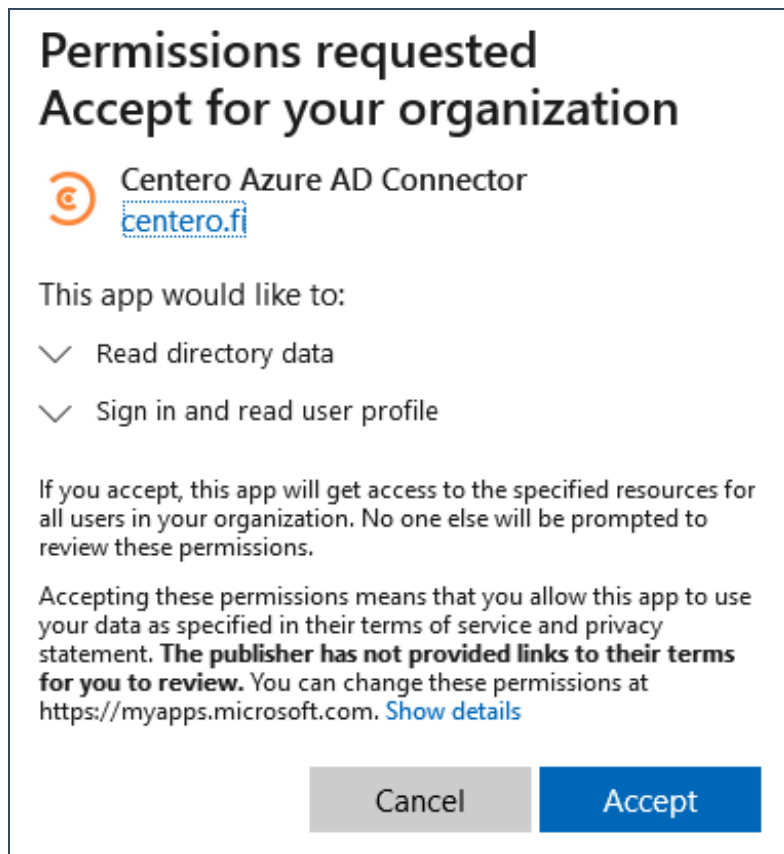
2. The steps 3 and 4 provide consent links for necessary Azure AD Enterprise Applications. If you have a Global Admin role for your Azure AD tenant proceed to step 3.

If you do not have Global Admin role, then send out instructions from step 4 to your Azure AD tenant Global Admin.

CSM for Intune (Preview) Status			
Step	Status	Instructions	Manage
1. Environment prerequisites checked		?	
2. Supported applications selected	✗		⚙️
3. Centero Azure AD Connector application configured		?	➔
4. CSM for Intune application configured		?	➔
5. Azure tenant linked to Centero Portal	✗	?	⚙️
6. Deployment processes created	✗	?	⚙️
7. Scheduled deployments created	✗		⚙️
8. Applications created to Intune			
9. Applications deployed to workstations			




4. Login with a global administrator account and consent the permissions.



5. Click on the  and a new tab will open.




6. Login with a global administrator account and consent the permissions.



SOFTWARE MANAGER

Part of the Microsoft 365 ecosystem
A Microsoft 365 app for your organization

 software-manager.com

This app would like to:

- ✓ Read Microsoft Intune devices
- ✓ Read and write Microsoft Intune apps
- ✓ Read and write Microsoft Intune apps
- ✓ Read Microsoft Intune devices
- ✓ Read organization information
- ✓ Sign in and read user profile

If you accept, this app will get access to the specified resources for all users in your organization. No one else will be prompted to review these permissions.

Accepting these permissions means that you allow this app to use your data as specified in their [terms of service](#) and [privacy statement](#). You can change these permissions at <https://myapps.microsoft.com>. [Show details](#)

Next up: [Linking Microsoft Intune tenant with CSM for Intune](#).