

Software Manager

prerequisite on behalf of someone else

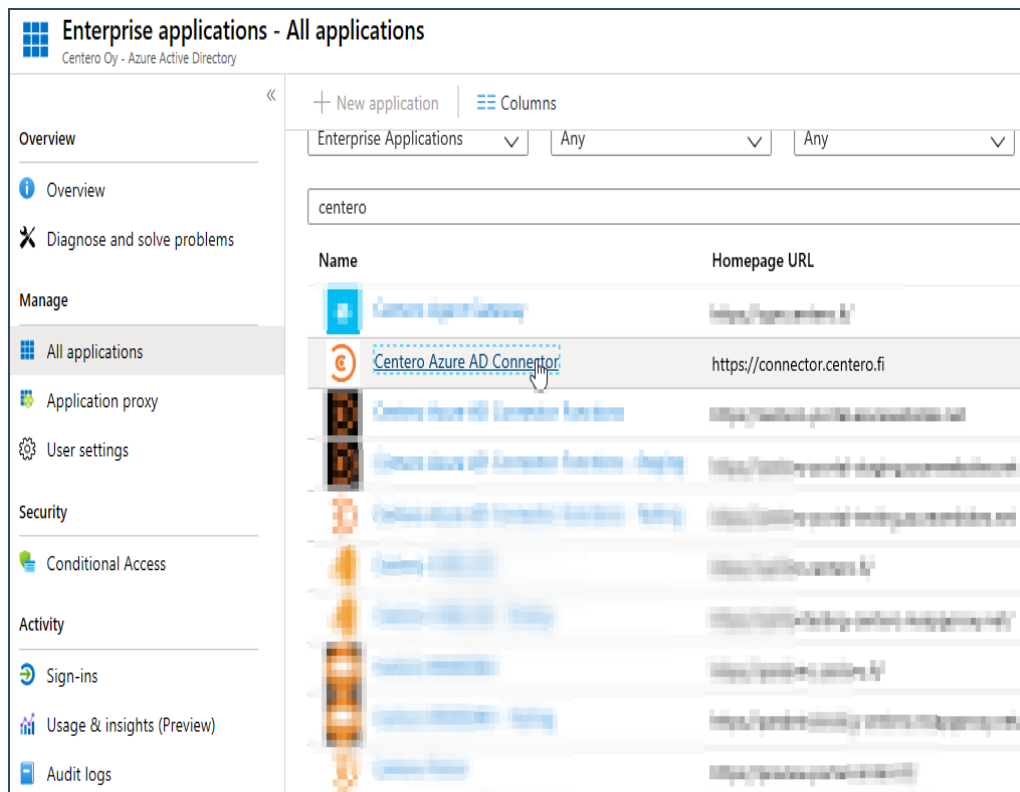
Last Modified on 21/01/2020 12:43 pm EET

For Global Admin who is consenting the applications on behalf of someone else


1. Open these links with an Azure AD global administrator account and consent.

[Centro Azure AD Connector](#)
[CSM for Intune](#)

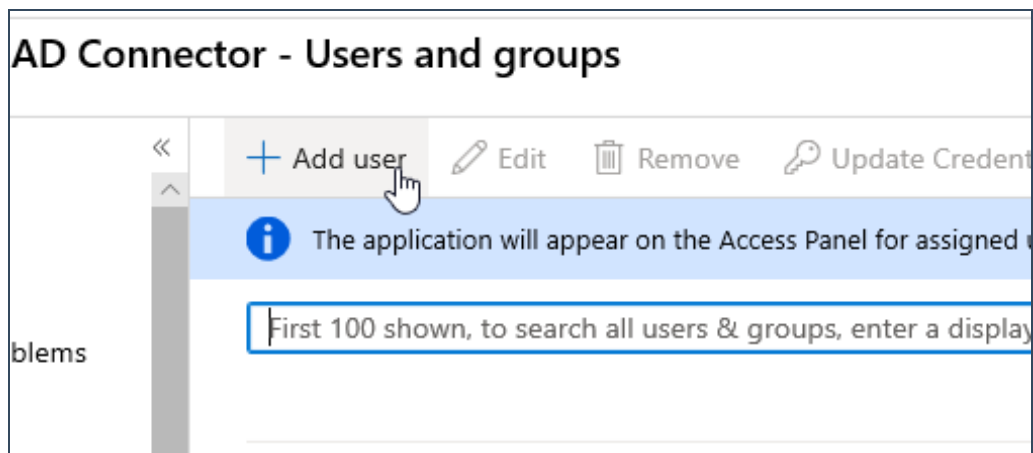
2. Go to [Azure Portal](#) and select the application.




3. Select Users and Groups



4. Select Add user



5. Choose Users and groups and search for the user account who is responsible for deploying CSM for Intune in Centero Portal. Then choose **Assign**.



4.4 Let the user know that the task of linking Microsoft Intune tenant can be continued.

Next up: Linking Microsoft Intune tenant with CSM for Intune.